

Hip Preservation - Hip/Core Home Exercise & Pre-rehab Program

General Guidelines:

1. Program should be done 3-4 times a week
2. 3 sets of 10 repetitions
3. These exercises are to be used as a guide only, if patient experiences pain during or after these exercises they should not be performed.


STRENGTH



Cable Column Hip Extension



Hip Abduction



Hip Adduction



Supine Bridging



Mini Squats on Balance Board



Step Downs



Wall Sits



Hip Hiking



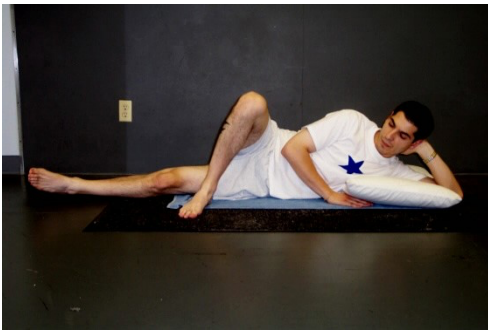
Side Stepping with Theraband



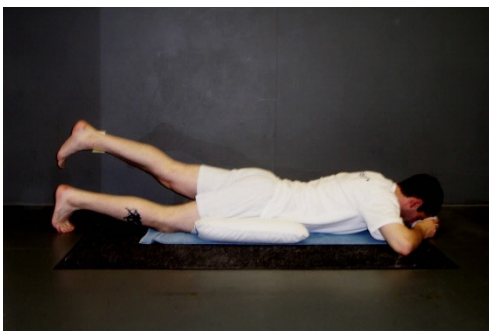
Clam Shells




Hip Abduction



Hip Adduction



Prone Hip Extension



Cable Column Bilateral Rotations → Progress to 1 leg



Front Planks



Side Planks



Unilateral Deadlifts

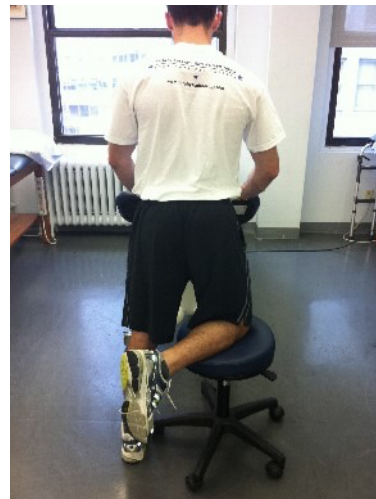


Abdominal Crunch



Bird Dog

Flexibility/ROM



Stool Rotations – Place involved knee on stool. Rotate leg outward and hold for 10 seconds. Then rotate leg inward and hold for 10 seconds. Keep hips facing forward so rotation comes from the painful hip. Progress range without any pain and minimal discomfort. Do 1 set of 10.

OR IF NO STOOL



Prone Hip Rotations: Rotate leg outward and hold for 10 seconds. Then rotate leg inward and hold for 10 seconds. Keep hips facing down so rotation comes from the painful hip. Progress range without any pain and minimal discomfort. Do 1 sets of 10.



Quadruped Rocking – Start on hands and knees and bring buttocks toward heels to increase hip motion. Progress leaning forward with chest toward surface. Progress range without any pain and minimal discomfort. Hold end range position for 30 seconds. Do 1 sets of 5.



Hip Flexor Stretch with Stool:

Place involved knee on stool keeping hips parallel to table, then slide stool back until you feel a strong stretch in the front of your hip. Hold for 30 seconds. Repeat 3 times.



Hip Adductor Stretch with Stool: Place involved knee on stool keeping hips parallel to table, then slide stool out to side until you feel a strong stretch in the inner thigh (groin). Hold for 30 seconds. Repeat 3 times.

The same stretches are performed below if patient has no stool:



Standing Hip Flexor Stretch



Standing Adductor Stretch



Combo Hip Flexor and It-band Stretch: Place 1-2 pillows under hips and bring involved leg across and under noninvolved leg. The noninvolved leg can stabilize the involved leg. Patient should feel a stretch on the front and side of hip. Hold here for 10-15 mins while icing.

Acknowledgement: Dr. Bryan Kelly MD (Hospital for Special Surgery) for developing this plan.